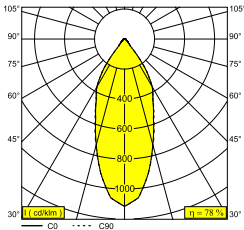
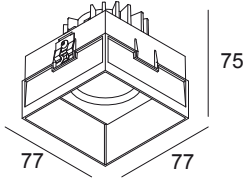


**CARREE TRIMLESS OK LED 92733 B**  
202 510 811 922 B

AVAILABLE IN  
**BLACK** 202 510 811 922 B  
**WHITE** 202 510 811 922 W



 [View on website](#)

General info	
LOCATION	indoor
INSTALLATION	Ceiling Recessed
CUTOUT SHAPE/SIZE (MM)	rectangle - KIT
RECESSED DEPTH (MM)	85
INGRESS PROTECTION	IP20
WEIGHT (KG)	0.3
ADJUSTABILITY	0° to 25° swiveling
INFORMATION	REFLECTOR FL-33° EXCL.LED POWER SUPPLY 350-500mA-DC

Electrical info	
CLASS	III
DIM TYPE	depending on power supply
ENERGY CLASS	E
CERTIFICATES	CB, ENEC

Lightsource info	
LIGHTSOURCE NAME	LED
LIGHTSOURCE	LED array 5,8-8,6W / CRI>90 (R9: 60) / 2700K / 753-1041lm
TM-30 VALUES	rf: 89 / Rg: 100
SDCM	SDCM1
RISKGROUP	RG1
LM80	L90B10 > 50000
LED TECHNICS (LIGHT SOURCE)	1041lm // 8,6W // 121lm/W
LED TECHNICS (LUMINAIRE)	812lm // 10W // 82lm/W













Requirements	
MOUNTING KIT 75 TRIMLESS	
MOUNTING KIT 75 TRIMLESS O.F.A.	
LED POWER SUPPLY 350 / 500mA-DC DIM (Remote)	

For detailed installation instructions, please consult the manual: [202\\_510\\_811\\_XXX\\_HAND.pdf](#)

**CARREE TRIMLESS OK LED 92733 B**

202 510 811 922 B

**CEILING COMPATIBILITY**

Ceiling Type	Mounting Kit	
 <b>System ceiling</b>	 MOUNTING KIT 75 TRIMLESS	Required
 <b>Plasterboard</b>	 MOUNTING KIT 75 TRIMLESS	Required
 <b>Stucanet</b>	 MOUNTING KIT 75 TRIMLESS O.F.A.	Required
 <b>Concrete + plaster</b>	 MOUNTING KIT 75 TRIMLESS O.F.A.	Required
 <b>Lintel + plaster</b>	 MOUNTING KIT 75 TRIMLESS O.F.A.	Required
 <b>Hollow-core slab + plaster</b>	 MOUNTING KIT 75 TRIMLESS O.F.A.	Required

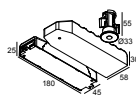
## CARREE TRIMLESS OK LED 92733 B

202 510 811 922 B

### FINISH YOUR SPECIFICATION

#### Emergency units

---



**21032 0270 B** EMERGENCY UNIT 7W / 1h + LED INDICATOR HOLDER B

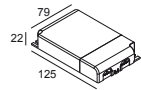
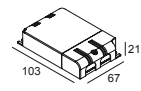
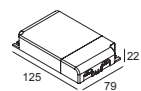
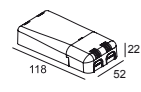
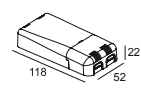
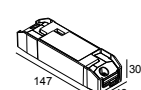
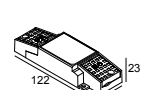
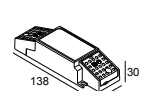
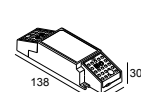
☐

---

**21032 0270 W** EMERGENCY UNIT 7W / 1h + LED INDICATOR HOLDER W

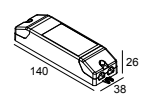
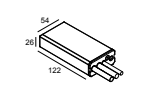
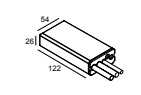
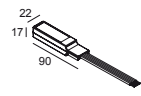
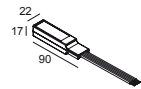
☐

**CARREE TRIMLESS OK LED 92733 B**  
 202 510 811 922 B

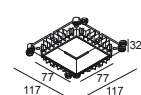
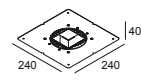
LED power supplies			#
	<b>300 90 63</b> LED POWER SUPPLY MULTI-POWER DIM9	1->4(4) / 1->4(4)	<input type="checkbox"/>
	<b>300 90 68</b> LED POWER SUPPLY MULTI-POWER DIM5	1->2(1) / 1->2(1)	<input type="checkbox"/>
	<b>300 90 69</b> LED POWER SUPPLY MULTI-POWER HV DIM9	2->6(6) / 1->6(4)	<input type="checkbox"/>
	<b>300 90 124</b> LED POWER SUPPLY MULTI-POWER DIM7	1->2(1) / 1(1)	<input type="checkbox"/>
	<b>300 90 125</b> LED POWER SUPPLY MULTI-POWER MINI DIM5	1->2(1) / 1(1)	<input type="checkbox"/>
	<b>21012 005W</b> LED POWER SUPPLY MULTI-POWER COMPACT WDL	1->2 / 1->2	<input type="checkbox"/>
	<b>21012 0258</b> LED POWER SUPPLY MULTI POWER 200-350 / 10W DIM8	1	<input type="checkbox"/>
	<b>21012 0278</b> LED POWER SUPPLY MULTI POWER 500-700 / 20W DIM8	1	<input type="checkbox"/>
	<b>21012 0288</b> LED POWER SUPPLY MULTI POWER 500-700 / 36W DIM8	2->2	<input type="checkbox"/>

CARREE TRIMLESS OK LED 92733 B

202 510 811 922 B

	<b>21012 0298</b> LED POWER SUPPLY MULTI POWER 250-900 / 20W DIM8	2 / 1	<input type="checkbox"/>
	<b>21012 0480</b> LED POWER SUPPLY 350mA-DC / 17W IP68	1-2(2)	<input type="checkbox"/>
	<b>21012 0500</b> LED POWER SUPPLY 500mA-DC / 24W IP68	1-2(1)	<input type="checkbox"/>
	<b>21032 0295</b> LED POWER CONVERTER 48V-DC to 350 mA-DC / 15W DIM5	1	<input type="checkbox"/>
	<b>21032 0305</b> LED POWER CONVERTER 48V-DC to 500 mA-DC / 22W DIM5	1	<input type="checkbox"/>

Mounting kits

	<b>202 01 75</b> MOUNTING KIT 75 TRIMLESS		<input type="checkbox"/>
	<b>202 01 75 OFA</b> MOUNTING KIT 75 TRIMLESS O.F.A.		<input type="checkbox"/>

Notes: